


RUH Having a hip replacement



Easy Read Information Leaflet



The hip is one of the largest joints in our body.

It is like a Ball and Socket.



If your hip hurts every day or you have an accident, you may need to have treatment to make it better.

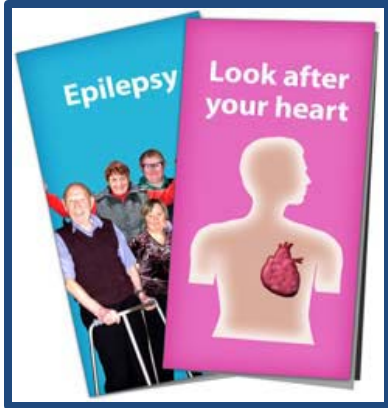
Your doctor may ask you to have a photo of your hip.

Then doctor may ask you to have an operation to make it better.



At the hospital, you can ask a Volunteer to help you find your way.

Volunteers wear a blue sash or a badge.



For Pre-op assessment information please see Pre-op assessment information sheet.



You will need to go to the hospital for Pre-op assessment.



If your checks are okay, the operation will happen.

You will receive a letter with a date of operation by post.



Some people get worried about operations.

Talk to the nurse if you are worried.

Day before your operation



A few hours before you go to the hospital for operation you will have to stop eating.



You may feel hungry. But you must not eat anything, not even sweets or chewing gum.



You may not be able to drink anything before your operation.

Check with the nurse about what you can drink before your operation.



Check with the nurse what medicine you should take on the day of your operation.

On the day of your operation



Remember to bring your letter.

Go to the reception desk in the ward.



You will meet the nurse who will talk to you, your family and carer.



Nurse will take you to the bed.



Your family or your carer can stay with you.



The nurse will pop a bracelet on one of your arm.



You will meet a doctor.

The doctor may wish to examine you.



The doctor called anaesthetist will come and see you.



You may have to wait for a while.



The nurse will ask you to put a hospital gown on.



When it is time for your operation you will go to the treatment room.

You will lie down on the bed.



The nurse may put some cream on to make your skin numb, so the needle will not hurt you.



They will put a thin needle with a plastic tube into the back of your hand.




Medicines will be put into a tiny tube in your hand.



You will go to sleep for some time.

The doctor will look after you while you are asleep.



The operation takes about 90-120 minutes to complete.



You will wake up after your operation.

Nurse will take you to the ward.

The nurse will take care of you if you need anything.



Your family or carer can come and see you.



The nurse will give you medicine if you feel any pain, sore or sick.



You may have to rest for a while.



You can have something to eat or drink when you feel hungry, when the nurse says it is ok to eat.



Sometimes you may need to stay in the ward for 3 to 5 days.

The doctor called Physiotherapist and the nurse will tell you when you can go home.



The nurse will give you and your carer a sheet with more advice for you to follow at home after your operation.

After your operation you may have pain, but you can walk, stand and stretch with some restrictions.



The nurse will let you know when your carer can take you home.